


# LY40MT-7 Installation Instruction

1. Open the box and take everything out.




2. Install the handle bar and tighten the bolts.




3. Adjust the brake, throttle handles, and tighten the bolts.





4. Install the front tire. Do not forget the two spacers.



5. Install the front fender.





6. Install the heat protection piece.



Scan the QR code to watch the assembly tutorial

[www.facebook.com/syxmotousa](https://www.facebook.com/syxmotousa)  
[www.youtube.com/@SYXMOTO](https://www.youtube.com/@SYXMOTO)

